



Scope 3 Action

Report on public consultation
and road test for

VCMI beta Scope 3 Claim

Annex B – Webinar report



Your partner
in progress

Contents

1	Introduction	4
2	Registrations	4
3	Attendance	5
3.1	Attendance report – dropout rate.....	6
4	Interactive polls.....	7
	Poll 1: What do you see as the biggest challenge in addressing Scope 3 emissions for most organizations? (Select up to 3)	7
	Poll 2: What aspects of the beta Scope 3 Claim do you find most valuable? (Select up to 3) Results from a total of 81 respondents across both events:.....	7
	Poll 3/wordcloud: What aspects of the Claim's methodology, requirements and guardrails require further clarification or more context?	8
5	Respondent questions.....	9

About BSI:

BSI is appointed by the UK Government as the National Standards Body and represents UK interests at the International Organization for Standardization (ISO), the International Electrotechnical Commission (IEC) and the European Standards Organizations (CEN, CENELEC and ETSI).

Our role is to help improve the quality, safety and integrity of products, services, and systems by facilitating the creation and maintenance of consensus-based, market-led standards and encouraging their use.

We publish over 2,700 standards annually using a collaborative approach, engaging with industry experts, government bodies, trade associations, businesses of all sizes and consumers to develop standards that reflect good practice.

Authors:

Olivia Stones (Consultant, BSI)

Reviewed by:

George Sethia (Head of Consulting, BSI)

Acknowledgements:

The Voluntary Carbon Markets Integrity Initiative (VCMI)

1 Introduction

This annex contains a report on the two BSI-led public webinars held as part of VCMI's beta Scope 3 Claim public consultation, including the feedback received.

2 Registrations

In total, there were 892 registrations* across both webinars:

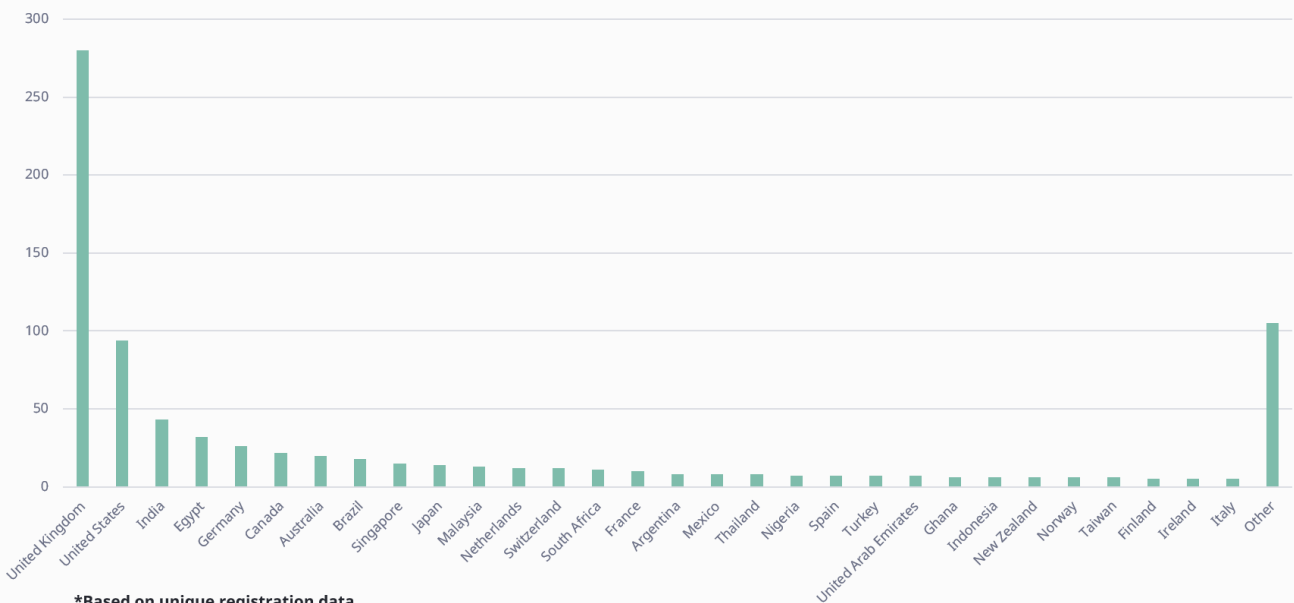
- Registrations for 17 September: 406
- Registrations for 19 September: 486
- Unique registrations: 824**

*Total number includes duplicates and testing by BSI.

**Unique registrations = duplicate registrations removed.

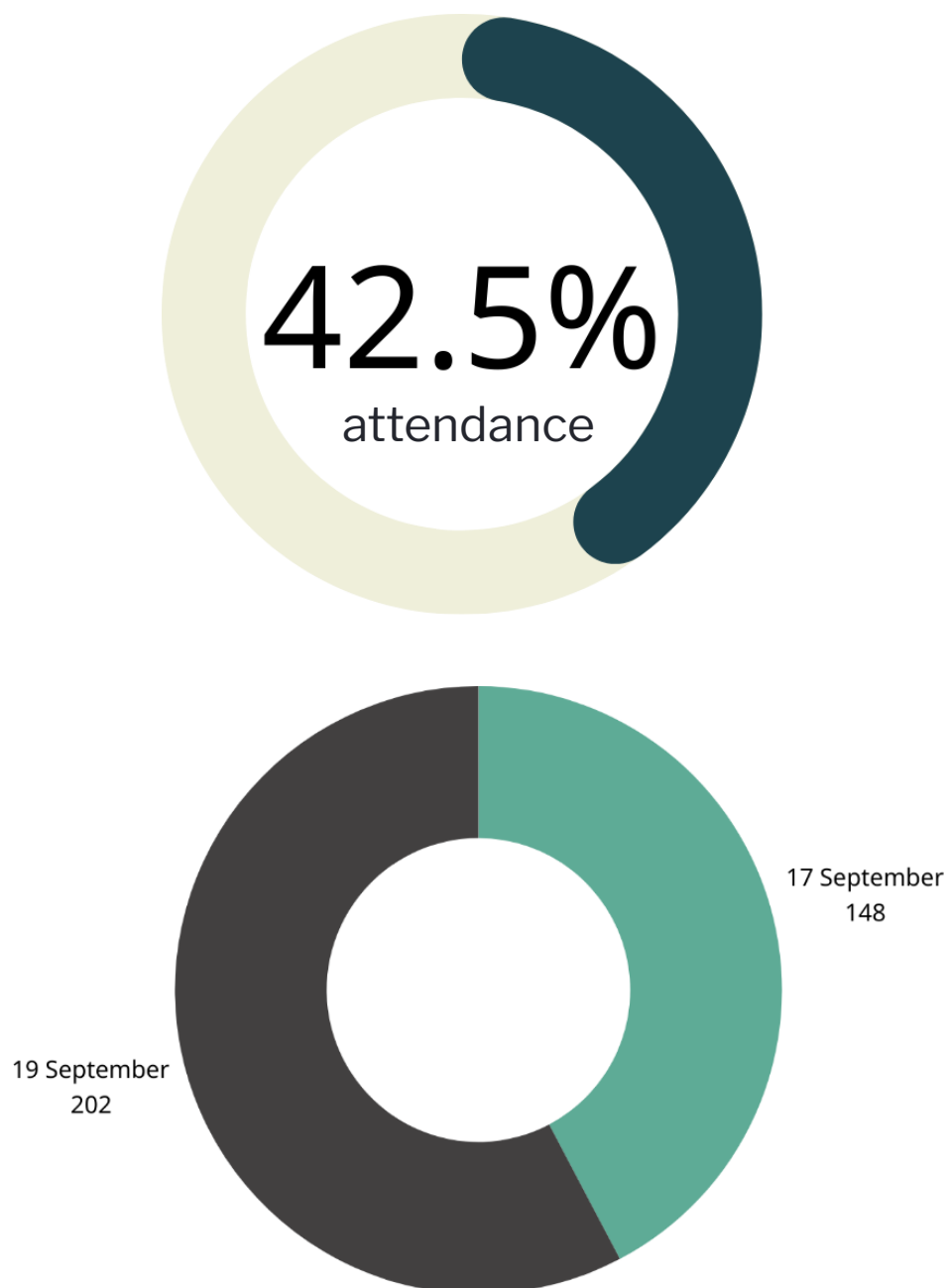
Registrations: Segmented by Geography

Number of delegates

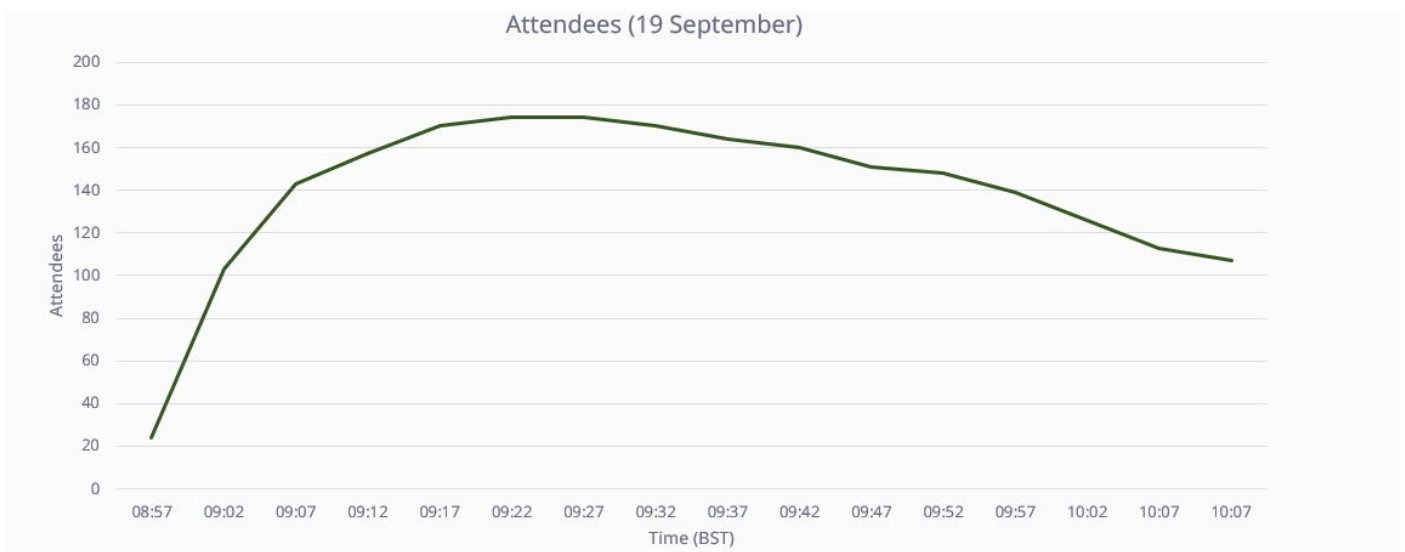
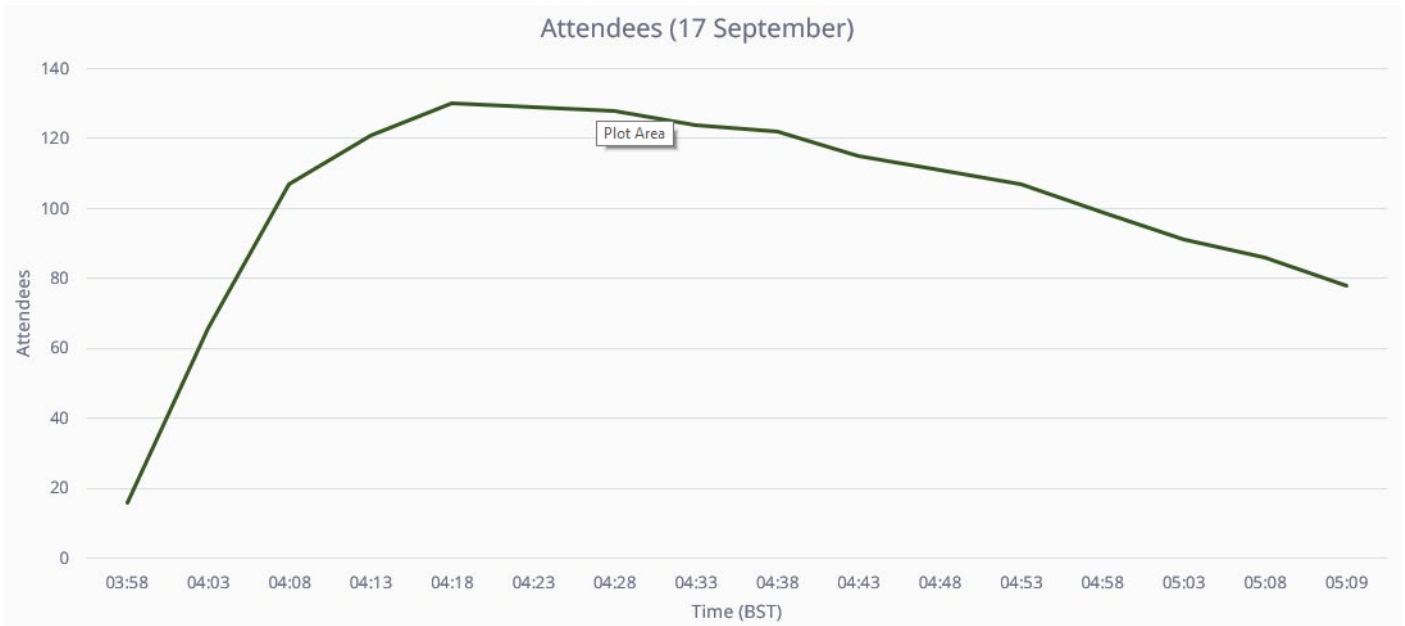


3 Attendance

The total number of attendees across both webinars was 350. The attendance percentage from registration was 42.5% and the attendance was higher at the event on the 19 September – 202 vs 148.



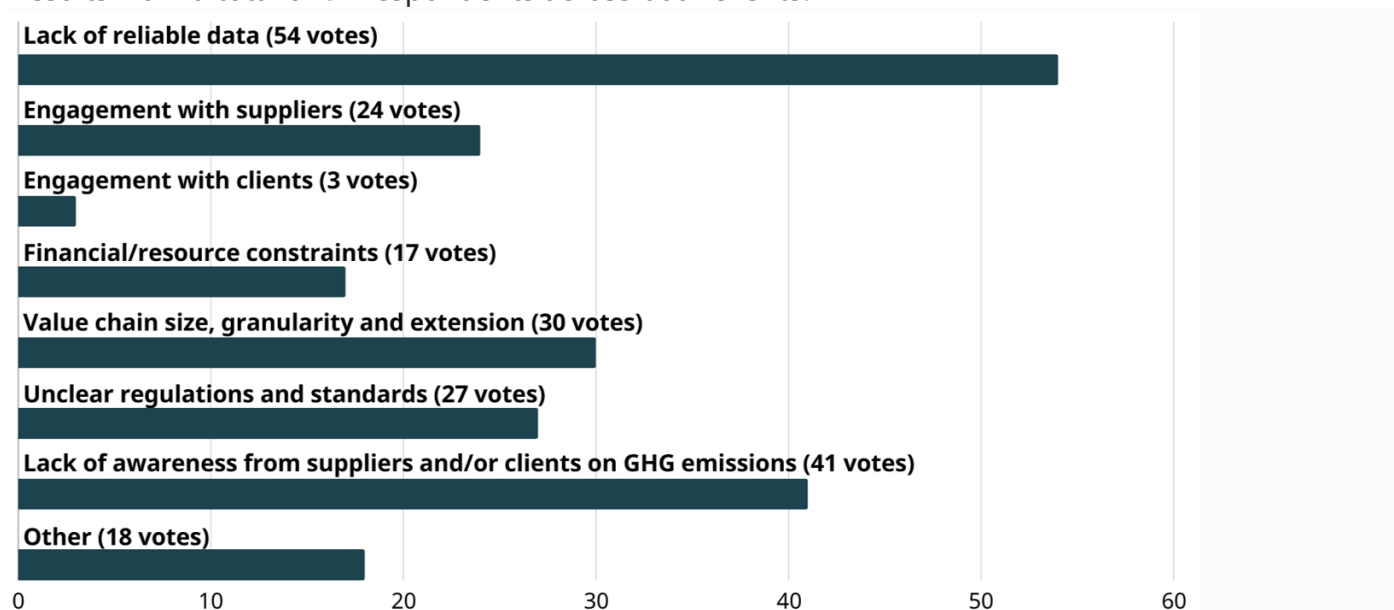
3.1 Attendance report – dropout rate



4 Interactive polls

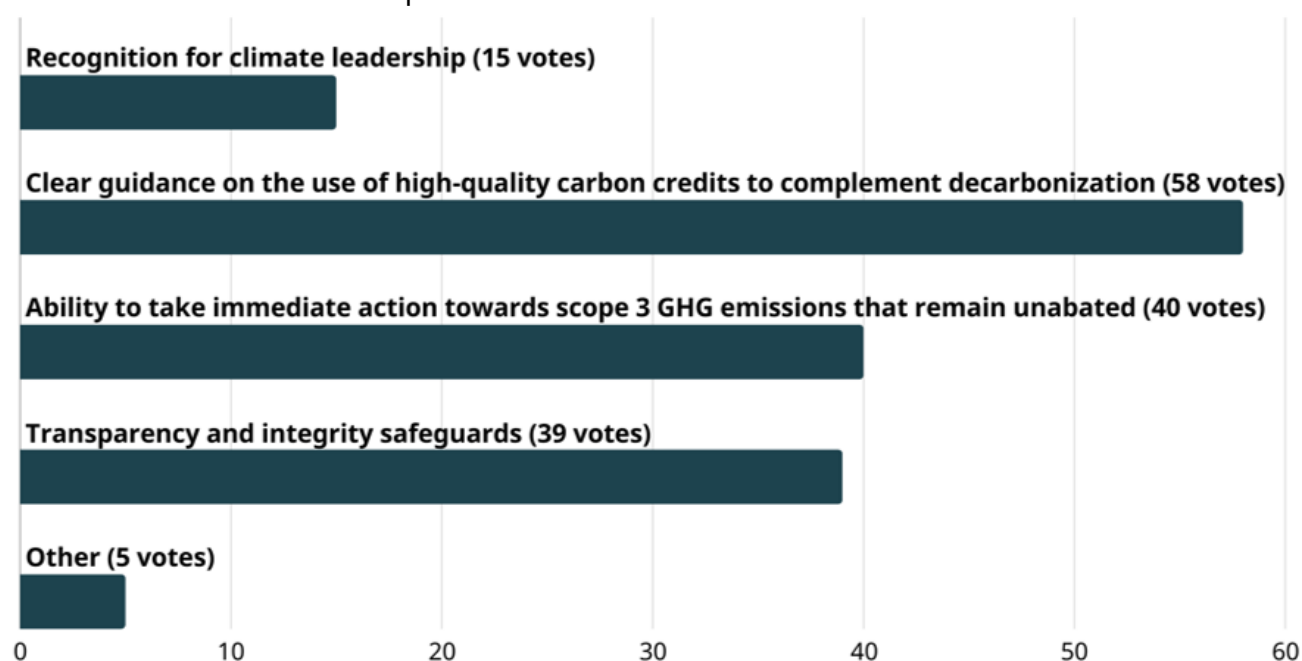
Poll 1: What do you see as the biggest challenge in addressing Scope 3 emissions for most organizations? (Select up to 3)

Results from a total of 82 respondents across both events:



Poll 2: What aspects of the beta Scope 3 Claim do you find most valuable? (Select up to 3)

Results from a total of 81 respondents across both events:



Poll 3/wordcloud: What aspects of the Claim's methodology, requirements and guardrails require further clarification or more context?

Results from a total of 54 respondents across both events:



5 Respondent questions

Participants were asked to submit questions upon registration of the webinars, in addition to having the opportunity to ask them live during the session. All 173 questions, including those not answered during the webinars, were posted with responses on the [consultation platform](#), with email notifications sent to attendees.